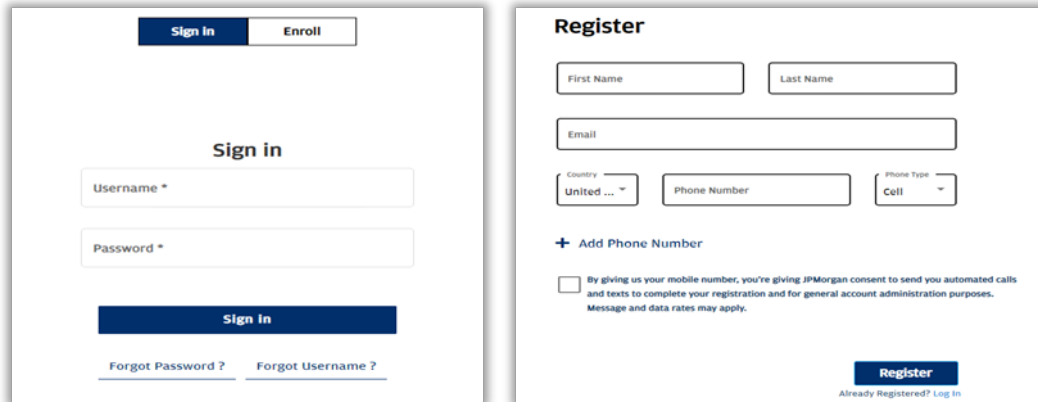


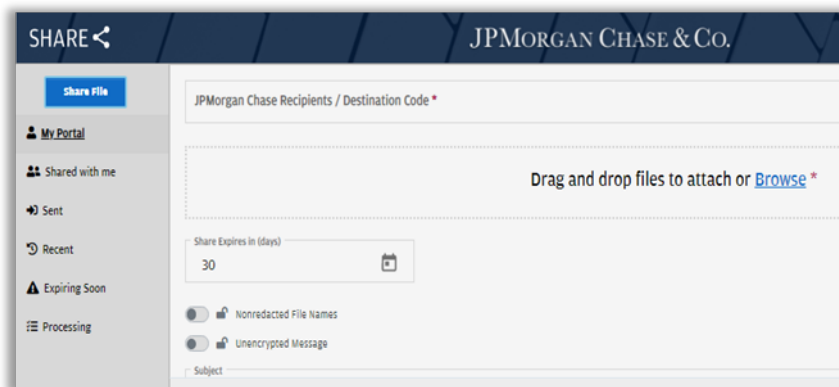
Submit documents securely online today!

Our new online submission portal offers a large upload capacity, ease of use and helps keep your information secure. If you are a current Chase online customer, go to share.chase.com and follow the directions below. If you are not a current Chase online customer, but you are authorized to send documents on behalf of a Chase online customer, go to share.jpmorgan.com and register to create an account login.



After enrolling and/or logging into your account, simply:

1. **Click** on the blue Share File box
2. **Click** in the JPMorgan Chase Recipients / Destination code box
3. **Enter** the Destination Code: CHASECRE
4. **Enter** the Loan Number
5. **Select** the appropriate check box next to the documents you are uploading
6. **Enter** your contact information in the contact fields
7. **Either Drag & drop** or browser to attach them
8. **Click** share.

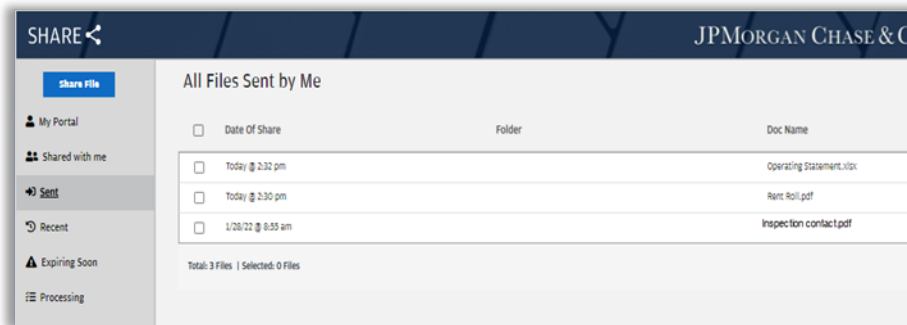


Historical submissions available!

Our new online submission portal also offers a historical record of your previous submissions through the online portal.

After logging into your account, simply:

1. **Click** on the Sent option
2. The history of all your shared items will appear with date and document names. You may click on any item to see the detail or download the document you shared.



If you have any questions, please contact Commercial Term Lending - Portfolio Management at 866-708-2841, option 1. Thank you for your business and the opportunity to serve you.